



Full Length Research Paper

Ecological and physiological aspects of *C. guianensis*, collaborating with conservation and management of andiroba

Mercidito Oliveira* and Erique V.E. and Anderson Roberto

Laboratório Integrado de Biologia Vegetal, Departamento de Botânica, Centro de Ciências Biológicas e da Saúde, Universidade Federal do Estado do Rio de Janeiro, Brazil.

Accepted 10 March, 2016

The neotropical tree *Carapa guianensis* has several economic and medicinal applications, and is valued for both the high-quality oil extracted from its seeds and its mahogany-like wood. Recruitment and expansion of *C. guianensis* depend mainly on sexual reproduction. However, germination conditions for *C. guianensis* are poorly studied. This makes the understanding of its germination requirements vital for conservation and management. Laboratory studies were conducted to investigate the effects of three environmental variables (temperature, substratum and light quality) on the seed germination of *C. guianensis*. Our results showed that for seed germination, a temperature range of 30 to 40°C was the most favorable, and fertilized soil and water were more favorable than sand. Seeds in the dark germinated in higher percentages and in a shorter time. Removal of the seed coat accelerated the germination process for all conditions tested, except for green and red light, and darkness. Green and blue light retarded and red light stimulated seed germination. Plants under green light always grew taller than in the other treatments. Plants grown under blue light and in the dark showed the same profile after four weeks. Compared with sand and water, fertilized soil was the best substrate for epicotyl development. It was suggested that measurement of light quality can be used to estimate forest stand density, impact of silvicultural treatment and structural impact of anthropogenic effects on tropical-forest diversity.

Key words: Neotropical species, seedling development, spectral light, abiotic effects, seed floatation.

INTRODUCTION

Carapa guianensis Aublet (Meliaceae) is native to Northern Brazil (Ferraz et al., 2002), with an Amazonian

center of origin and subsequent diversification and migration to the Pacific coast of South and Central

*Corresponding author: E-mail: merci.liveira@gmail.com

Author(s) agreed that this article remain permanently open access under the terms of the Creative Commons Attribution License 4.0 International License

America (Scotti-Saintagne et al., 2013). In Brazil, this tree is known as andiroba or mahogany (Fournier, 2003). *C. guianensis* is a sub-canopy and canopy, shade-tolerant tree inhabiting seasonally flooded forests (Ferraz, 2002; Lopez and Kursar, 2003).

Andiroba has several economic and medicinal applications, and is valued for both the high-quality oil extracted from its seeds and its mahogany-like wood (Amaral and Fierro, 2013). Andiroba trees were intensively harvested during the industrial-scale logging boom in the Amazon, from 1950s until 1990s (Fortini and Zarin, 2011).

The oil from seeds of *C. guianensis* has many uses, from illumination and soap production to a makeup base, insect repellent (Prophiro et al., 2012) and arthritis treatment (Ferraz et al., 2002; Das Graças Henriques and Penido, 2014). Andiroba-seed oil is one of the most important natural products exported from Brazil (Tonini et al., 2008). This economic potential has prompted the Brazilian government to target *C. guianensis* as one of its priority species for sustainable development (Ministry of Environment, 2009), and to include it in the National List of Medicinal Plants of Interest to the Ministry of Health (Amaral and Fierro, 2013).

Due to the wide range of commercial applications, the exploitation of *C. guianensis* is inevitable and will intensify, especially in the old-growth forests of central Amazonia, with the likelihood of reducing the species' population and, in many cases, of degradation of the logged area. *C. guianensis* occurs naturally in high densities with a clumped distribution, which favors sustainable management (Schwartz et al., 2014), except for the wide variations in its population throughout the Amazon (Klimas et al., 2012). Klimas et al. (2012) showed that combined management of andiroba wood and seed is viable only in occasionally flooded areas, where a collection rate of 10% of the annual seed production is compatible with exploitation of 100% of individuals with diameter at breast height DBH ≥ 50 (≈ 2 trees.ha⁻¹) and a cutting cycle twice in a century. Despite this potential for multiple use, sustainable management of andiroba is not yet a reality. Seed collection and andiroba oil extraction in natural forests have been conducted by local communities with no analysis of population structure (Guarino et al., 2014). Population recruitment and expansion of *C. guianensis* depends solely on sexual reproduction. However, very little is known about the specific effect of light quality, temperature and soil type on plant physiology, on seed germination and seedling growth regulation under culture conditions. This makes the understanding of *C. guianensis* germination requirements vital for conservation and management.

In the Amazon Forest, *C. guianensis* germination can occur in water, during the flood season and in nearby rivers, or in flood-free sites (terra firme) (McHargue and Hartshorn, 1983; Scarano et al., 2003). Germination and survival of seedlings are important parameters in forest

regeneration and in forestation programs. However, seed germination is a complex process controlled both by the internal properties of seeds and by an array of environmental factors including light quality, soil moisture, temperature, and soil chemistry (Tiansawat and Dalling, 2013). Temperature is an important trigger for seed germination, and most fresh-water species require light to achieve high germination rates (Xiao et al., 2010). Substrate type is also an important factor influencing seed germination and growth of aquatic plants (Jarvis and Moore, 2008).

Assuming that flotation, different bands of the radiation spectrum, different temperatures and substrates can influence physiological aspects of plants in otherwise standard culture conditions, this study evaluated the effect of alterations in the light quality, temperature and substrates on the germination and epicotyl growth of *C. guianensis*. These analyses may extend the knowledge of ecological and physiological aspects of *C. guianensis*, collaborating with conservation and management of andiroba.

MATERIALS AND METHODS

Plant

C. guianensis Aublet (andiroba) seeds were harvested in the city of Rio de Janeiro (Jardim Botânico do Rio de Janeiro), from under identified parent trees, with prior authorization from the Botanical Garden.

Light experiment

Two randomized groups of 60 seeds (three replicates each of 20 seeds/light treatment), each seed weighing around 20 to 30 g, one group with integuments (seed coats) and the other without, were washed, soaked in water for 24 h, and then placed in 200-ml plastic bottles with equal volumes of sterile fertilized soil mixed with plant humus (Sabino), watered twice a week, and maintained in individual growth chambers (Controlled Environments). The growth chambers were equipped with Sylvania Cool 60 F20-T12-Cor fluorescent tubes, providing photosynthetically active radiation (PAR) at approximately 20 $\mu\text{mol.m}^{-2}.\text{s}^{-1}$. The tubes were used for the continuous light-quality experiments, to provide red light (RL), green light (GL), white light (WL) or blue light (BL) (Macedo et al., 2011). WL and continuous-darkness (D) conditions were used as control treatments to assess the effect of light on seeds and epicotyls under the same culture conditions. A 16-h Light: 8-h Dark photoperiod was used for all treatments, and the cultures were maintained at $27 \pm 1^\circ\text{C}$ for 70 days.

Temperature and substratum experiment

Three germination substrata (well-washed sand, fertilized soil, and water) were tested for their effects on the germination of *C. guianensis* seeds (Scarano et al., 2003). Other studies indicate that temperature, substrate and light can be important determinants of seed germination of aquatic plant. Their potential interactive effects necessitate a joint assessment (Yin et al., 2013). The grain size of the sand was approximately 0.1 mm and was measured with a

caliper rule. Fifty milliliters of tap water was added to the plastic bottles with sand or fertilized soil twice a week. The water in the water experiments was changed twice a week to prevent fungus contamination (Scarano et al., 2003). The germination experiments were carried out in the dark, in growth chambers with constant temperatures (20, 30 or 40°C). Each replicate contained 20 seeds/seed treatment. The seeds were placed on the three types of substratum in the same bottles described earlier. All treatments lasted 70 days and were replicated three times (Sacarano et al., 2003). For all experiments were used in a completely randomized design.

Assessment of seed germination and epicotyl growth

In all assays, germination was considered as the emergence of the radicle. The effects of the different light qualities and darkness, different substrates and temperatures on the germination of *andiroba* were analyzed based on: (a) the amount of time between inoculation and the observation of the protrusion of the small radicle; and (b) number of germinated seeds, in each treatment, within the germination-time intervals (1 to 21, 22 to 35, 36 to 49 and 50 to 63 days). Germination percentage was calculated after 21 or 63 days of germination, by dividing the total number of germinated seeds by the total number of seeds spread and multiplying by 100. Measurements are means of three replicates, with error given as SE of the mean. Epicotyl growth ($n=60/\text{treatment}$) was assessed weekly, for one month, by measuring the epicotyl elongation with a caliper ruler (Sacarano et al., 2003).

Statistics

The statistical tests were conducted with the Statistica for Windows software (StatSoft, Inc. 2005, STATISTICA - data analysis software system, version 7.1). The results for each treatment are shown as the mean and standard error (SE) of three independent experiments. The data were analyzed by one-way analysis of variance (ANOVA). The assumptions of ANOVA were fulfilled in all cases. The statistical significance of differences among groups was evaluated by analyses of variance, followed by a multiple-comparison Tukey's test. *P* values lower than 0.05 were considered significant.

RESULTS

Light-quality and dark effects

For *C. guianensis*, the absence of light promoted germination, compared to the other light treatments, in terms of both the number of germinated seeds and the speed of germination (Table 1). Of all the seeds sown in the dark, over half, 52.5% germinated, and of those that germinated, 62.5% had germinated by day 21 (Table 1). All other treatments resulted in significantly lower and slower germination rates (Table 1).

Of the spectrum bands tested, green and blue light inhibited and red light stimulated germination of the *andiroba* seeds, compared to white light (Table 1). Of the 60 seeds sown under red light, 46.7% germinated by the end of the experiment. However, under blue and green light, only about 38% of the seeds germinated by day 60 (Table 1). The results with blue and green lights were

statistically similar to the control (WL). However, seeds under green light showed a significantly faster germination rate (47.8% by day 21) than seeds under blue and red lights (Table 1).

More seeds with a tegument, as opposed to those without it, germinated in the dark, under red light or under green light. The opposite was observed for white light, where 66.5% of the seeds without a tegument germinated, and only 37.5% of those with a tegument did so (Table 1). Under blue light, the presence or lack of a tegument did not affect the germination rate significantly, which was 50% in both cases (Table 1).

For majority of the treatments, the seeds without a tegument germinated faster (Figure 1). Under blue or red light or in the dark, most seeds without a tegument germinated by the 35th day of cultivation. Seeds with a tegument were still germinating up to the 63rd day, especially for blue light and in the dark (Figure 1). However, the results for white and green light showed that these spectral bands had different effects than the other treatments. The seeds with a tegument germinated faster under GL, and seeds under WL germinated at the same rate with or without a tegument (Figure 1).

After germination, epicotyl growth was measured weekly for four weeks. All spectral bands stimulated growth after 30 days, because all the results exceeded the response under the positive control, white light (Figure 2). During the four weeks, the epicotyls of plants grown under green light were always taller than in the other treatments (Figure 2). However, at 30 days of epicotyl development, green and red light induced statistically similar results, with a mean height of around 33 cm (Figure 2). Plants grown under red light showed accelerated growth, exceeding those grown under white and blue light after two weeks and in the dark after three weeks (Figure 2). Plants grown under blue light and in the dark showed the same profile during four weeks, and the growth rate stabilized in the fourth week (Figure 2). Under white light, epicotyls grew faster in the first two weeks, and slowed during the second and third weeks. After the third week, plants under white light resumed their previous growth rate (Figure 2).

Temperature and substratum effects

Temperature had a significant effect on seed germination of *C. guianensis* (Table 2). Temperatures of 30 and 40°C produced the highest germination percentages, mainly in the fertilized-soil and water treatments (Table 2). In contrast, seed germination percentage was significantly lower at 20°C in all substrates assayed (Table 2). The substratum also had a significant effect on seed germination (Table 2). The germination percentages in water and fertilized soil were significantly higher than in sand, under all temperatures, except at 20°C (Table 2). At the same time, there were no significant differences between sand and water at 30 and 40°C.

Table 1. Percentages of seed germination under different light treatments.

Light treatment	Total seed germination to day 63	Total seed germination to day 21, including only germinated seeds (%)	Total seed with tegument, germination to day 63, including only germinated seeds (%)	Total seed without tegument, germination to day 63, including only germinated seeds (%)
White light	38.3 + 1.7 ^c	39.3 + 2.7 ^c	37.5 + 2.3 ^d	66.50 + 1.0 ^a
Dark	52.5 + 1.4 ^a	62.5 + 1.7 ^a	57.5 + 0.9 ^a	42.5 + 0.8 ^c
Blue light	38.4 + 1.6 ^c	25.1 + 1.1 ^d	50 + 2.5 ^c	50 + 7.5 ^b
Red light	46.7 + 1.3 ^b	31.2 + 2.2 ^c	55 + 1.0 ^b	45 + 0.5 ^c
Green light	35.0 + 2.5 ^c	47.8 + 2.5 ^b	52.9 + 0.8 ^{bc}	47.1 + 1.2 ^c

Mean ± standard error for three groups of 20 explants each replicates. Mean values with the same letter are not significantly different, based on ANOVA followed by Tukey's test at $P \leq 0.05$.

Table 2. Germination percentages of *Carapa guianensis* seeds in three different substrates and three different temperatures.

Substrate	Temperature		
	20°C	30°C	40°C
Sand	18.3333 ± 2.8867 ^d	80.4533 ± 18.1368 ^b	68.4200 ^b
Fertilized soil	10.00 ^d	90.00 ± 10.00 ^a	100 ^a
Water	41.6666 ± 2.8867 ^c	95.00 ^a	90.00 ^a

Mean ± standard error for three groups of 20 explants each replicate. Mean values with the same letter are not significantly different, based on ANOVA followed by Tukey's test at $P \leq 0.05$.

Germination frequency in the different periods was also significantly affected by substrate and temperature conditions (Figure 3). In all treatments, the same profile of seed germination was observed (Figure 3). Majority of the seeds germinated in the first 21 days of culture and the germination rate then progressively declined (Figure 3). The exception was the 20°C-water assay, where majority of the seeds germinated at the end of the experiment (Figure 3). At 20°C, in water, the seeds tended to germinate later (Figure 3). In the other temperature treatments and compared to the other substrates assayed, for seeds in water, the germination rate did not decline as rapidly on succeeding days of cultivation, particularly at 40°C.

After germination, the epicotyl growth was measured weekly for four weeks. At 20 and 30°C, in the three substrates assayed, the epicotyl reached similar heights, between 54 and 68 cm, and showed no significant difference in final height in each temperature (Figures 4 and 5). However, epicotyl growth at 20 and 30°C in water was slightly slower than in the other substrates (Figures 4 and 5). At 40°C, a different epicotyl growth profile was observed (Figure 6). The epicotyls grew best on fertilized soil, reaching 58 cm, followed by sand (30 cm) and water (29 cm) (Figure 6). As in the other temperature experiments and also at 40°C, the epicotyls showed the slowest growth rate in water (Figure 6).

DISCUSSION

Light-quality and dark effects

The absence of light is the ideal condition for germination of *C. guianensis* seeds, but not for epicotyl growth (Table 1 and Figure 2). Light is an important environmental signal triggering germination or promoting dormancy, depending on the species. The results observed on Table 1 and Figure 2 diverge from other studies on other species such as that of Dissanayake et al. (2010), where mean germination decreased from 63.3% in the light to 18.3% in the dark for seeds of *Parthenium argentatum* Gray. However, *Parthenium* species has small seeds; and in general, large-seed species such as andiroba, with large reserves to sustain prolonged periods of sapling growth in the dark (e.g., underground), do not require light to germinate (Milberg et al., 2000).

Our results showed that *C. guianensis* seeds germinated in all light conditions tested (Table 1). Our finding concurs with Tiansawat and Dalling (2013) review. In their recent review, it was noted that in tropical environments, large seeds are independent of light for germination but are affected by the diurnal temperature on *C. guianensis*. *C. guianensis* is a partially shade-tolerant (PST) species, and its germination and seedling survival can be affected by the amount of light

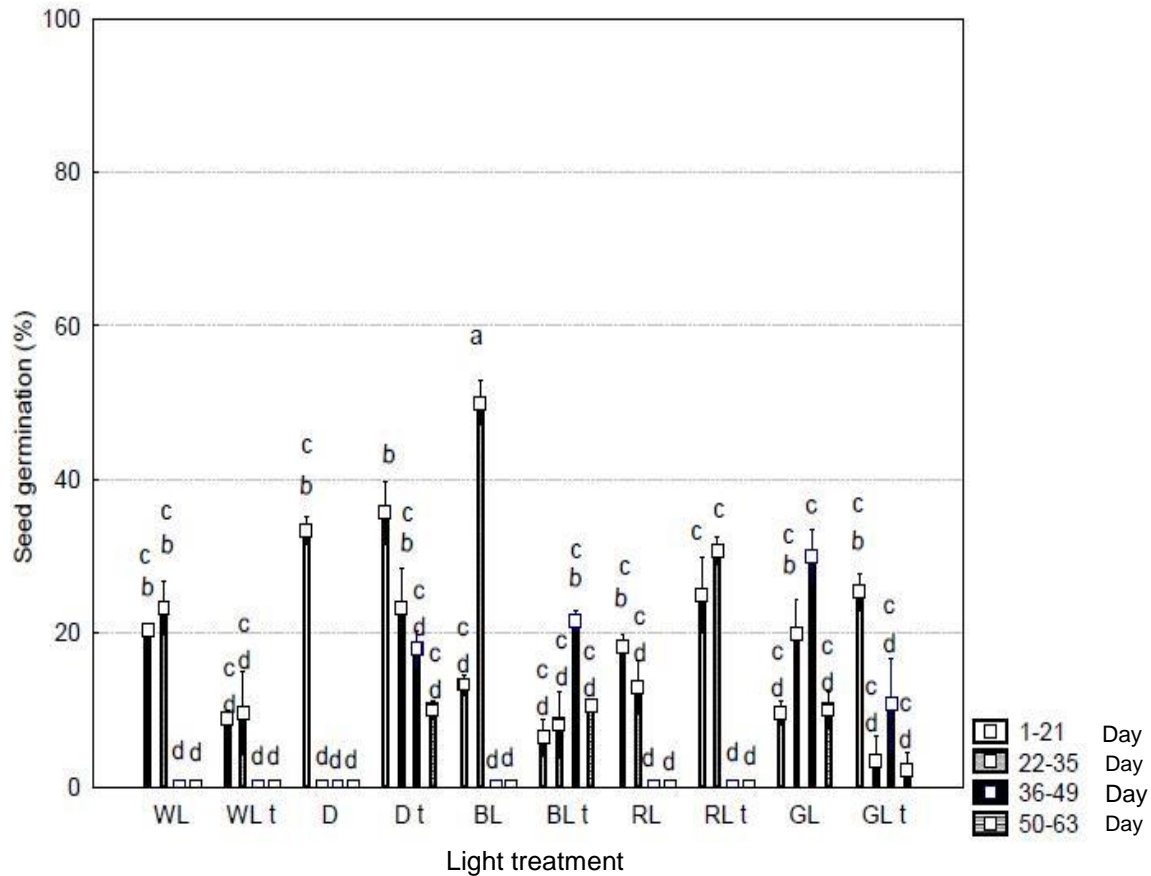


Figure 1. Frequency of germination at different periods of time. Values are the germination results after four different periods of time (days): 1-21 days (open bars); 22-35 days (bars with diagonal lines); 36-49 days (closed bars) and 50-63 days (bars with parallel lines). Germinability (mean \pm standard error) of *Carapa guianensis* Aublet seeds under different continuous light treatments, at $27 \pm 1^\circ\text{C}$ with a 16-h Light: 8-h Dark photoperiod. WL: White light, seeds without tegument; WLt: white light, seeds with tegument; D: dark, seeds without tegument; Dt: dark, seeds with tegument; BL: blue light, seeds without tegument; BLt: blue light, seeds with tegument; RL: red light, seeds without tegument; RLt: red light, seeds with tegument; GL: green light, seeds without tegument; GLt: green light, seeds with tegument. Measurements are means of three replicates, with error bars representing standard error of the mean. Mean values with the same letter are not significantly different, based on ANOVA followed by Tukey's test at $P \leq 0.05$

penetration (Schwartz et al., 2012), and probably also the light quality. The same authors suggested that light is probably not the best indicator of habitat quality for large seeds, since the seedlings can emerge successfully from below the depth to which light penetrates into the soil, or from beneath layers of surface leaf litter.

The quality and quantity of solar radiation are crucial for growth and competition in forest ecosystems. The spectral waveband between 350 and 800 nm, termed morphogenetically active radiation (MAR) (Combes et al., 2000), triggers or inhibits processes such as seed germination, stem growth, leaf expansion and orientation, flowering, and dormancy (Capers and Chazdon, 2004). Spectral ratios such as red/far red (R/FR) and blue/red (B/R) give important information about the light quality within stands (Hertel et al., 2011).

In our study, green and blue lights had no effect, and red light increased the germination rate of andiroba seeds (Table 1). These responses probably occurred because andiroba has evolved specific strategies adapted to germinate in the dense Amazon Forest, beneath the canopy or buried by rodents, while on terra firme. These shaded conditions are more influenced by red than by green or blue light. Gkika et al. (2014) also observed that the final percentage of seed germination was higher under red-light conditions for *Erysimum naxense* and *Erysimum krendlii*, compared with four other light regimes tested. Other studies have recorded similar results. Rattan and Tomar (2013) observed that green light, and to a lesser degree blue light, negatively affected negatively seed germination of *Hippophae salicifolia*, a deciduous tree; red light produced the highest germination

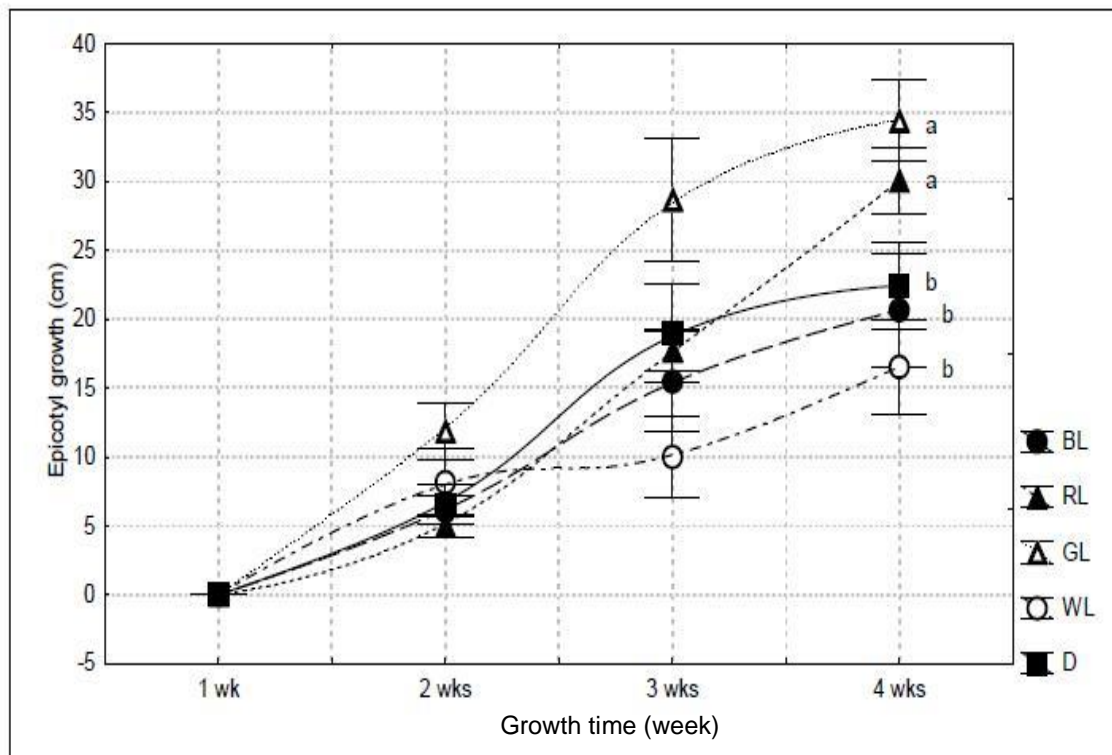


Figure 2. Epicotyl growth (epicotyl heights) with time (four weeks) of *C. guianensis* under different light qualities and in the dark. Values are means ($n=60$) \pm standard error. Significant difference between treatments at $P \leq 0.05$ is denoted by different letters. WL: White light; D: dark; BL: blue light; RL: red light; GL: green light.

percentage.

Seeds subjected to blue light had higher dormancy than those under other light spectra (Figure 1 and Table 1). In the Amazon rainforest, seeds can also fall into the river, and not in the soil, on terra firme. In this environment, blue light predominates due to the more-open environment. This may be the reason that the seeds take longer to germinate under blue light, to await anchorage in the soil or the arrival of the dry season. Although Scarano et al. (2003) argued that seed dormancy can increase under floating; the quality of light can be an important factor triggering germination.

Similarly to the conclusions of Barrero et al. (2012), working with *Brachypodium* genotypes, on the soil surface a predominantly blue light would inhibit germination. After the first few millimeters, where blue light disappears, seeds would find an appropriate germination environment, as the ratio of red to far-red would be high. Finally, deeper in the soil, the ratio of red to far-red would be pushed toward far-red, again inhibiting germination. Previous studies showed that *C. guianensis* decreased in density after logging, probably affected by light incidence, and that additional silvicultural treatments could be useful to increase the density (Schwartz et al., 2012).

Our results concerning the effect of darkness on germination also agree with those of Arias-Le Claire

(2001), who reported data showing that burial of *C. guianensis* seeds by rodents, under natural conditions, increases germination. Thus, these data suggest that the successful regeneration of *C. guianensis* during the dry season, in both flooded and non-flooded forests, depends on the preservation of these rodent populations (Ferraz et al., 2002; Nyiramana et al., 2011). In another study, seed-coat fragments of *C. grandiflora* as well as cotyledons with rodent tooth marks were observed in the majority of experimental sets (Nyiramana et al., 2011). This could explain why seeds without a tegument germinated faster and in larger numbers in the dark (Figure 1 and Table 1).

According to the seed classification presented by Takaki (2001), *C. guianensis* seems to be insensitive to light. Therefore, *C. guianensis* germination must be controlled by phytochrome A (phyA) through a very-low-fluence response (VLFR). This type of response does not display the classical red/long red reversibility that is a typical survival mechanism of small-seed plants. Through this mechanism, seeds will only germinate in optimal light conditions, with subsequent successful development and growth of the sapling (Milberg et al., 2000).

Very-low-fluence responses, can also be induced by weak green light (Takaki, 2001), as seems to be the case with andiroba. However, green and blue light retarded and red light stimulated germination of the andiroba seeds

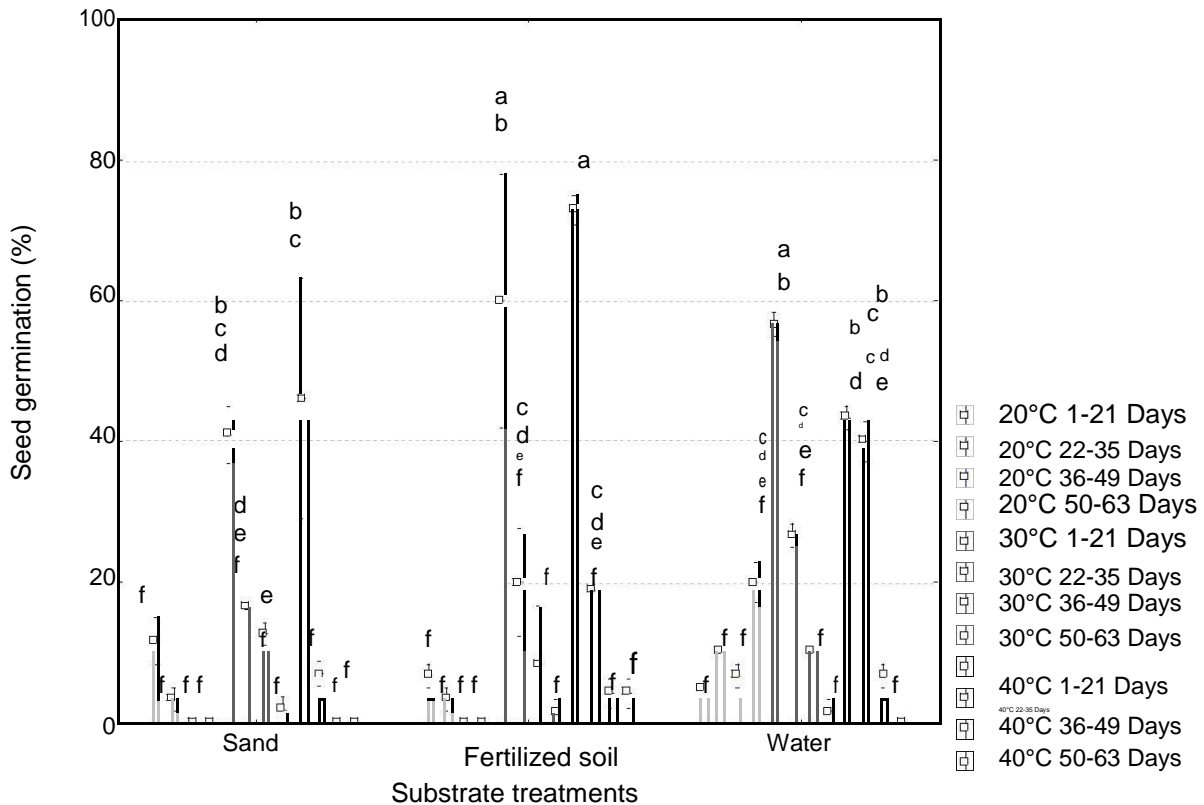


Figure 3. Frequency of germination at different time periods in three different substrates (sand, fertilized soil and water) at three temperatures. Values are the germination results after four different periods of time (days): 1-21 days (bars with crosshatching); 22-35 days (bars with right-diagonal lines); 36-49 days (bars with left-diagonal lines) and 50-63 days (bars with horizontal lines). Germinability (mean \pm standard error) of *Carapa guianensis* Aublet seeds at different continuous temperature and substrate treatments, in the dark. Measurements are means of three replicates, with error bars representing standard error of the mean. Mean values with the same letter are not significantly different, based on ANOVA followed by Tukey's test at $P \leq 0.05$.

(Table 1). Previous studies have indicated that the active form of the phytochrome may increase the embryo's growth potential and promote the activity of degrading enzymes, thus reducing the mechanical resistance of tissues near the micropyle region (De Miguel et al., 2000). The inhibitory effect of blue light on germination could be due to the low levels of red radiation, resulting in failure to activate the phytochrome (Dissanayake et al., 2010).

More seeds with a tegument than without it, germinated in the dark, under red light or green light; the opposite was observed for white light (Table 1). These data agree with those of Ferraz et al. (2002) for andiroba seeds under white light.

Under our conditions, the presence of a tegument, and dark, red-and blue-light treatments were dormancy-promoting factors in the *C. guianensis* seeds, compared to the other experiments (Figure 1). Under these conditions, germination occurred up to day 63. In contrast, under green light, seed dormancy was stronger in the absence of a tegument (Figure 1). Seed dormancy

was always weaker if seeds were under white light, with or without a tegument, compared to all other experimental conditions (Figure 1). Our observations of weaker dormancy expression under white light contrast with previous reports for grasses such as the *Brachypodium* genotypes wild oats, barley and wheat (Barrero et al., 2012), thus indicating that the seed size and light conditions of the environment where the plant has developed are important features affecting seed responses to light quality.

Some authors have reported that when tegument integrity is lost, the control of seed germination changes, with the activation of phy A or phy B. These two phytochromes are evolutionarily different and have distinct effects (Takaki and Gama, 1998). Our data for a shorter germination time in seeds without a tegument (Figure 1) agree with those of Suda and Pereira (1997) and Oliveira et al. (2003). Suda and Pereira (1997) suggested that the germination-inducing mechanism is activated faster in the absence of a tegument, independently of the light wavelength. This would pro-

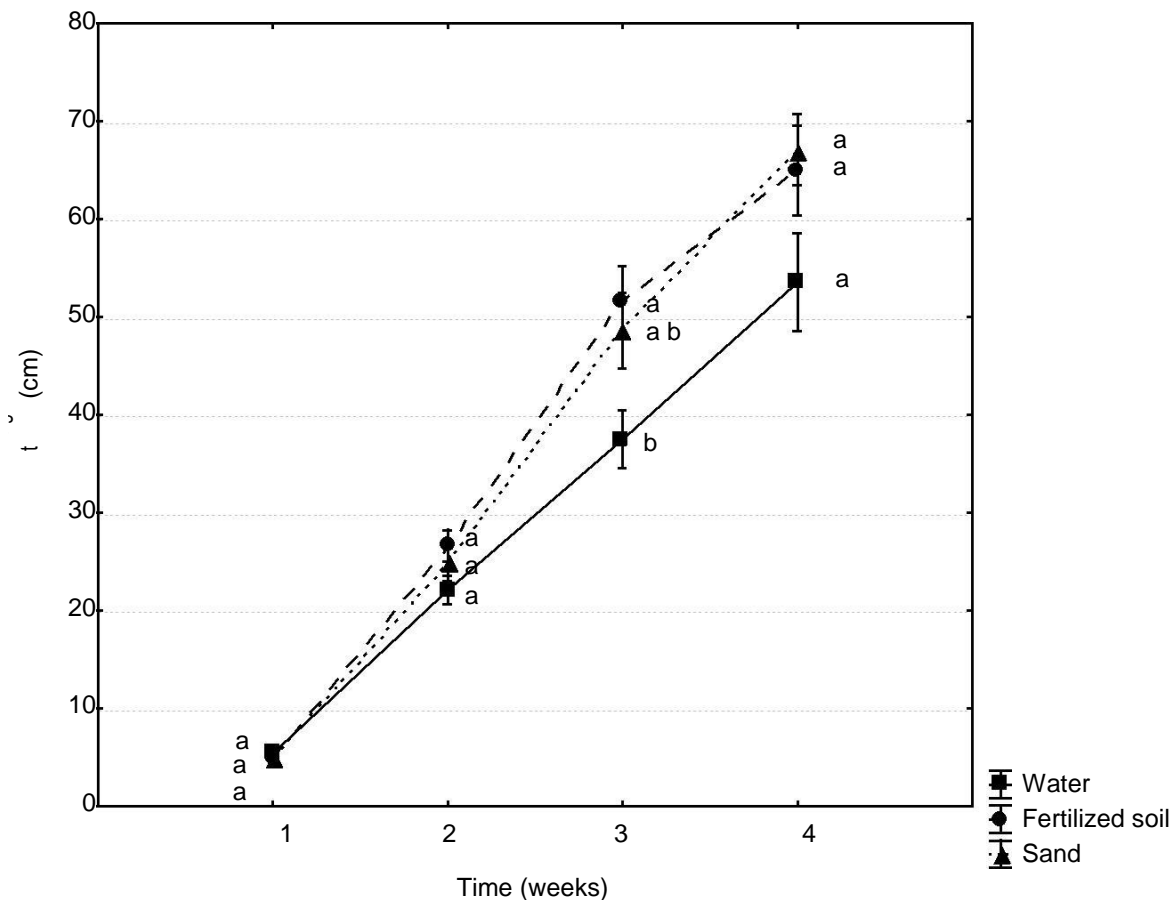


Figure 4. Epicotyl growth (epicotyl heights) with time (four weeks) of *C. guianensis* at 20°C on three different substrates. Values are means ($n = 60$) \pm SE. Significant difference between treatments at $P \leq 0.05$ is denoted by different letters.

bably occur due to an increased supply of respiratory gases and water to the embryo, to a change in light and temperature sensitivities, or to the elimination of inhibitory substances (Bewley and Black, 1994). A study of guayule seed germination provided evidence of an inhibitory effect of the seed coat, because removing the seed coat significantly increased germination (Dissanayake et al., 2010). However, this is relevant to our work only for germination velocity or dormancy break (Figure 1), but not for germination rate (Table 1), where the presence of a tegument increases the number of germinating seeds.

When the epicotyls emerge, green and red light stimulate growth in the same manner (Figure 2). In shade, under the canopy, green and yellow-green bands prevail due to the reflection of light and transmission through leaves (Théry, 2001). This “forest” spectrum is most similar to the green and red lamps used in our experiments. Epicotyls grown under blue light were repressed (Figure 2). Under the vegetation cover, “the blue part of the spectrum, present in the canopy, disappears as the distance from the canopy increases (Théry, 2001). It is logical to assume that blue light re-

pressed the growth of the andiroba epicotyls.

In agreement with Théry (2001), it was suggested that light-quality measurement can be used to estimate the structural impact of forest exploitation, and this will provide the information necessary for a functional explanation of anthropogenic effects on tropical-forest diversity. Studies of the effects of human disturbance on forest light and species diversity show that it is crucial to investigate the use, distribution and importance of light environments in conservation projects.

Temperature and substratum effects

In this present study, the germination rate of *C. guianensis* seeds was higher at 30 and 40°C (Table 2), in contrast to the ideal germination temperatures of 20 to 30°C found for other Brazilian species (Kissman and Scalon, 2011). However, some tropical-forest species such as *Acacia catechu*, *Acacia nilotica*, *Albizia lebbek*, *Dalbergia sisso* and *Tectona grandis* show a similar trend of a lower germination rate at 20°C and higher germination

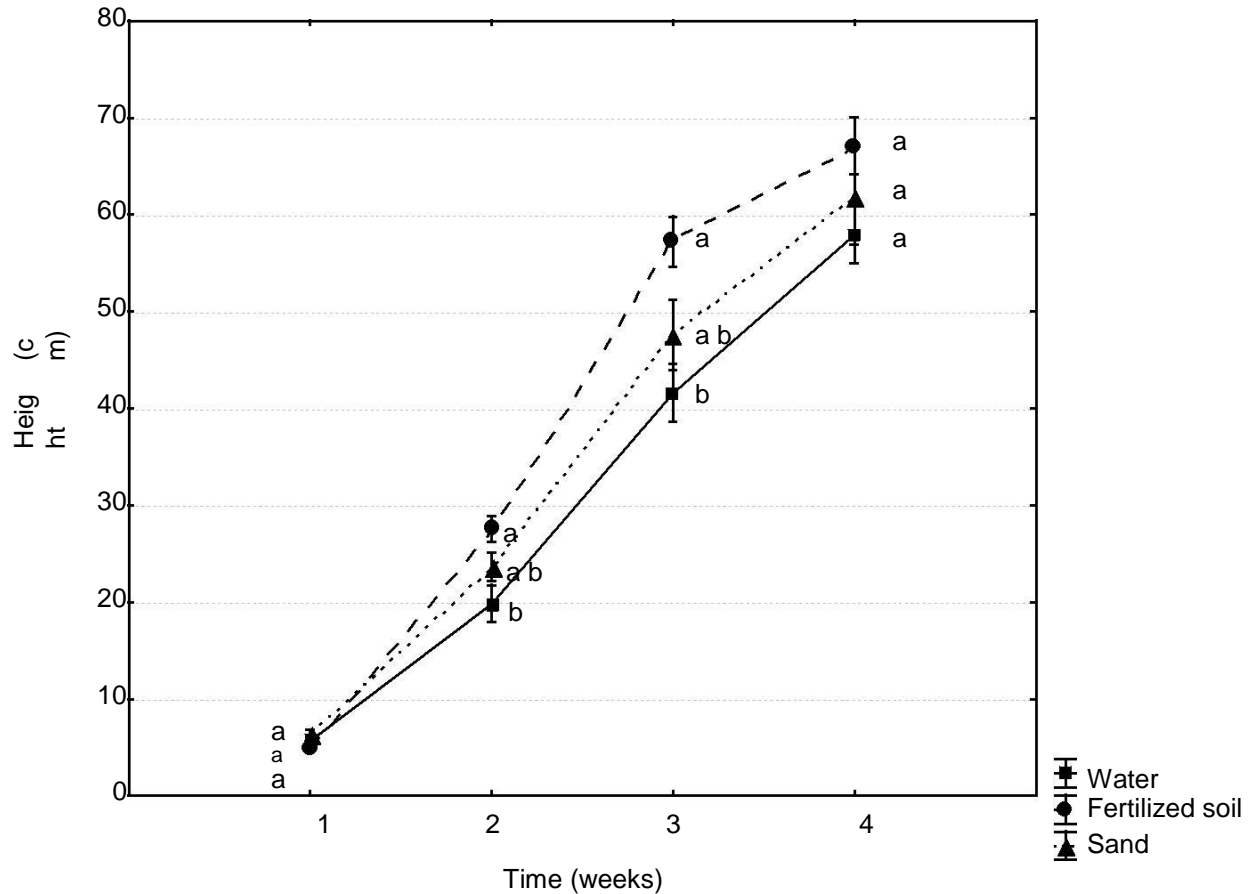


Figure 5. Epicotyl growth (epicotyl heights) with time (four weeks) of *C. guianensis* at 30°C on three different substrates. Values are means ($n = 60$) \pm SE. Significant difference between treatments at $P \leq 0.05$ is denoted by different letters.

germination rate above 35°C (Khera and Singh, 2005). At higher temperatures, changes in protein structure occur that promote the germination process (Bewley and Black, 1994). Andiroba is native to Northern Brazil, where temperatures are high year-round. Seed germination is complex, and in addition to light, the temperature and substrate (affecting moisture conditions, retaining or draining water from the area) affect germination and seed dormancy state (Bewley and Black, 1994). Temperatures can be detected several centimeters beneath the soil surface, so temperature can be a more effective signal of environmental conditions for large seeds than light quality in tropical environments (Tiansawat and Dalling, 2013). In some species (*Solanum hayesii*, *Holcus lanatus* and *Poa annua*), temperature can trigger germination in the dark (Pearson et al., 2003).

C. guianensis is typical of both wet and dry areas. Amazonian species such as andiroba can germinate and show epicotyl growth during both the wet and dry seasons in flood-prone forests, as well as in unflooded forests (Henriques and Sousa, 1989; Pennington et al., 1981). Due to their huge seed reserves, large seeds such

as andiroba do not show dormancy (V ue -Yannes and Orozco-Segovia, 1990) and have rapid epicotyl growth that favors seedling establishment and survival by avoiding anoxic stress during submersion in the flood season (McHargue and Hartshorn, 1983). In nature, these species germinate and develop rapidly when on substrates that retain water or when they are floating. These findings partially accord with our results, because the highest germination rates were observed in fertilized soil and water, mainly in higher temperatures (Table 2); but germination in water was slightly slower than in other substrates (Figure 3). Therefore, the substrate and temperature both affected the germination rate and speed, but in different ways. The number of germinated seeds was similar in fertilized soil and water at both 30 and 40°C (Table 2), but germination was delayed in water, and a temperature increase reduced this trend (Figure 3). Our data accord with those of Scarano (2003) regarding the delayed germination of andiroba seed in water, but in those experiments the temperature ranged from 20 to 30°C.

The assay of epicotyl growth resulted in the same

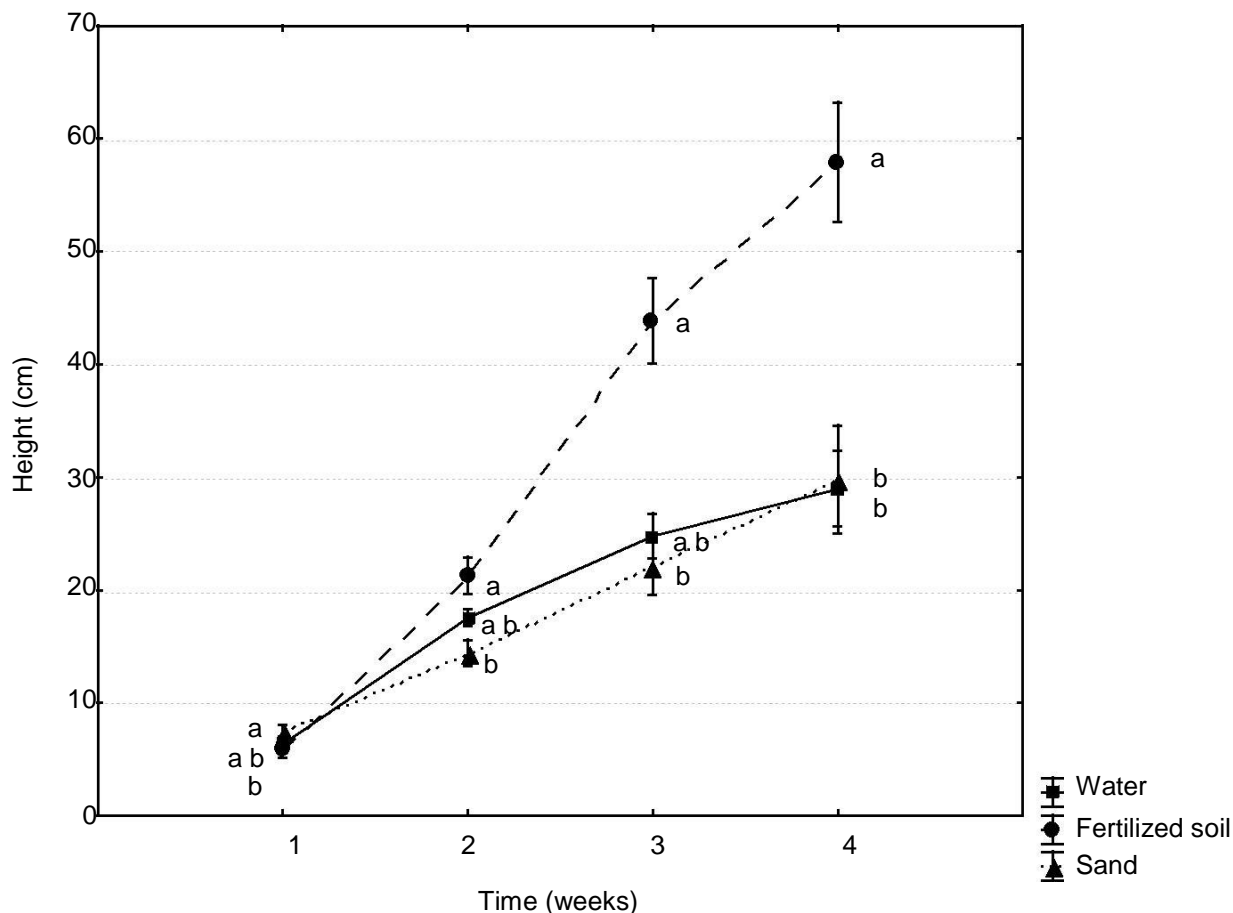


Figure 6. Epicotyl growth (epicotyl heights) with time (four weeks) of *C. guianensis* at 40°C on three different substrates. Values are means ($n = 60$) \pm SE. Significant difference between treatments at $P \leq 0.05$ is denoted by different letters

findings as for germination speed. Temperature increase affected the growth response. Epicotyl growth was higher in fertilized soil than in water, although not significantly so (Figures 4 and 5). Epicotyl growth was significantly higher in fertilized soil compared to water and sand, only at 40°C (Figure 6). Therefore, for epicotyl growth, the effects of water and fertilized soil were similar, but temperature had a promoting effect. These findings contrast with those of Sacarano (2003), where *C. guianensis* seedling growth was delayed in water compared to vermiculite, at 20 to 30°C. Scarano (2003) reported that epicotyl growth was more accentuated in the hard substrate than in water, possibly because of nutrients in the substrate. Seeds germinate and plantlets start to develop in water because of the nutrients provided by the endosperm (Manasse, 1990). Our results suggested that water availability and drainage are more important for epicotyl growth, but only in higher temperatures.

In sand, the germination rate was lower than in the other substrates, mainly at 20°C (Table 2), probably due to the poor water environment. This species requires

appropriate moisture conditions because of its thick seed coat and large size (Khera and Singh, 2005). In sand, water drains rapidly, which prevents ideal moisture conditions for germination.

This study provided important information about the best conditions for appropriate development of *C. guianensis* seeds and establishment of plantlets. Conditions similar to the Amazon habitat, including high temperatures and moist soil, are ideal. However, low humidity and temperatures will result in low germination rates. In addition, we suggest that light-quality measurement be used to estimate the structural impact of forest exploitation, providing information for a functional explanation of anthropogenic effects on tropical-forest diversity, since germination and epicotyl growth are influenced by different light qualities.

ACKNOWLEDGEMENTS

The authors are indebted to the Universidade Federal do

Estado do Rio de Janeiro (UNIRIO) and to the Instituto de Pesquisas, Jardim Botânico do Rio de Janeiro. This article is part of the dissertation of the Post Graduate Program in Biological Sciences (Neotropical Biodiversity) from UNIRIO.

Conflict of interests

The authors declare that they have no conflict of interests

REFERENCES

- Amaral LFG, Fierro IM (2013). Profile of medicinal plants utilization through patent documents: the andiroba example. *Braz. J. Pharmacogn.* 23:716-719.
- Arias-Le Claire H (2001). Remoción y germinación de semillas de *Dipteryx panamensis* y *Carapa guianensis* en bosques fragmentados de Sarapiquí, Costa Rica. *Rev. Centroamericana* 34:42-46.
- Barrero JM, Jacobsen JV, Talbot MJ, White RG, Swain SM, Garvin DF, Gubler F (2012). Grain dormancy and light quality effects on germination in the model grass *Brachypodium distachyon*. *New Phytol.* 193:376-86.
- Bewley JR, Black M (1994). *Seeds: physiology of development and germination*. Second Edition, Plenum Press, New York pp. xv + 445.
- Capers RS, Chazdon RL (2004). Rapid assessment of understory light availability in a wet tropical forest. *Agric. For. Meteorol.* 123:177-185.
- Combes D, Sinoquet H, Varlet-Grancher C (2000). Preliminary measurements and simulation of the spatial distribution of the Morphogenetically Active Radiation (MAR) within an isolated tree canopy. *Ann. For. Sci.* 57:497-511.
- De Miguel L, Burgin MJ, Casal JJ, Sánchez RA (2000). Antagonistic action of low-fluence and high-irradiance modes of response of phytochrome on germination and β -mannase activity in *Datura ferox*. *J. Exp. Bot.* 51:1127-1133.
- Dissanayake P, George DL, Gupta ML (2010). Effect of light, gibberellic acid and abscisic acid on germination of guayule (*Parthenium argentatum* Gray) seed. *Ind. Crops Prod.* 32:111-117.
- Ferraz IDK, Camargo JLC, Sampaio PTB (2002). Sementes e plântulas de andiroba (*Carapa guianensis* Aubl. e *Carapa procera* D. C.): aspectos botânicos, ecológicos e tecnológicos. *Acta Amazon.* 32:647-661.
- Fortini LB, Zarin DJ (2011). Population dynamics and management of Amazon tidal floodplain forests: Links to the past, present and future. *For. Ecol. Manage.* 261:551-561.
- Fournier LA (2003). Species description *Carapa guianensis*. In: Vozzo JA (ed) *Tropical Tree Seed Manual*. Agricultural Handbook Number 721, USDA Forest Service, Washington DC pp. 22-37.
- Gkika PI, Krigas N, Menexes G, Eleftherohorinos IG, Maloupa E (2013). Effect of temperature and light on seed germination of *Erysimum naxense* and *Erysimum krendlii*. *Cent. Eur. J. Biol.* 8:1194-1203.
- Guarino EDSG, Gessner CM, Wadt LHO, da Fonseca FL, Raposo A (2014). Estrutura etária e espacial de uma população natural de *Carapa guianensis* Aubl. (Meliaceae) na Amazônia Sul Ocidental. Age and spatial structure of *Carapa guianensis* Aubl. (Meliaceae) in southwestern Amazon. *Sci. For.* 42(101):91-99.
- Henriques M, Penido C (2014). The Therapeutic Properties of *Carapa guianensis*. *Curr. Pharm. Des.* 20:850-856.
- Henriques RPB, Sousa ECEG (1989). Population structure, dispersion and microhabitat regeneration of *Carapa guianensis* in northeastern Brazil. *Biotropica* 21:204-209.
- Hertel C, Leuchner M, Menzel A (2011). Vertical variability of spectral ratios in a mature mixed forest stand. *Agric. For. Meteorol.* 151:1096-1105.
- Khera N, Singh RP (2005). Germination of some multipurpose tree species in five provenances in response to variation in light, temperature, substrate and water stress. *Trop. Ecol.* 46:203-218.
- Klimas CA, Kainer KA, Wadt LHO (2012). The economic value of sustainable seed and timber harvests of multi-use species: An example using *Carapa guianensis*. *For. Ecol. Manage.* 268:81-91.
- Lopez OR, Kursar TA (2003). Does flood tolerance explain tree species distribution in tropical seasonally flooded habitats? *Oecologia* 136:193-204.
- Macedo AF, Leal-Costa MV, Tavares ES, Lage CLS, Esquibel MA (2011). The effect of light quality on leaf production and development of *in vitro*-cultured plants of *Alternanthera brasiliana* Kuntze. *Environ. Exp. Bot.* 70:43-50.
- Manasse RS (1990). Seed size and habitat effects on the water-dispersed perennial, *Crinum erubescens* (Amaryllidaceae). *Am. J. Bot.* 77:1336-1341.
- McHargue LA, Hartshorn GS (1983). Seed and seedling ecology of *Carapa guianensis*. *Turrialba* 33:399-404.
- Milberg P, Andersson L, Thompson K (2000). Large-seeded species are less dependent on light for germination than small-seeded ones. *Seed Sci. Res.* 10:99-104.
- Ministry of the Environment (MMA); Ministry of Agrarian Development (MDA); Ministry of Social Development, Hunger Alleviation (MDS) (2009). National Plan to Promote Sociobiodiversity Product Chains (Plano Nacional de Promoção das Cadeias de Produtos da Sociobiodiversidade). Brasília, Brazil.
- Nyiramana A, Mendoza I, Kaplin BA, Forget PM (2011). Evidence for seed dispersal by rodents in tropical montane forest in Africa. *Biotropica* 43:654-657.
- Oliveira LM, Davide AC, Carvalho MLM (2003). Avaliação de métodos para a quebra da dormência e para a desinfestação de sementes de canafístula (*Peltophorum dubium* (Sprengel) Taubert). *Rev. Árvore* 27:597-603.
- Pennington TD, Styles BT, Taylor DAH (1981). *Meliaceae*. *Flora Neotropica Monograph* 28. New York Botanical Garden Press, New York.
- Prophiro JS, da Silva MA, Kanis LA, da Silva BM, Duque-Luna JE, da Silva OS (2012). Evaluation of time toxicity, residual effect, and growth-inhibiting property of *Carapa guianensis* and *Copaifera* sp. in *Aedes aegypti*. *Parasitol. Res.* 110:713-719.
- Rattan V, Tomar A (2013). Effect of different lights on the seed germination of *Hippophae salicifolia*. *IIOAB J.* 4:27-29.
- Scarano FR, Pereira TS, Rôças G (2003). Seed germination during floatation and seedling growth of *Carapa guianensis*, a tree from flood-prone forests of the Amazon. *Plant Ecol.* 168:291-296.
- Schwartz G, Lopes JC, Kanashiro M, Mohren GM, Peña-Claros M (2012). Disturbance Level Determines the Regeneration of Commercial Tree Species in the Eastern Amazon. *Biotropica* 46:148-156.
- Schwartz G, Peña-Claros M, Lopes JCA, Mohren GMJ, Kanashiro M (2012). Mid-term effects of reduced-impact logging on the regeneration of seven tree commercial species in the Eastern Amazon. *For. Ecol. Manage.* 274:116-125.
- Scotti-Saintagne C, Dick CW, Caron H, Guichoux E, Vendramin GG, Buonanici A, Duret C, Sire P, Valencia R, Lemes MR, Gribel R, Scotti I (2013). Phylogeography of a species complex of lowland Neotropical rain forest trees (*Carapa*, Meliaceae). *J. Biogeogr.* 1:1-17.
- Suda CNK, Pereira MFDA (1997). Sensibilidade à luz de sementes de *Euphorbia heterophylla* L. durante a germinação. *Rev. Bras. Fisiol. Veg.* 9:55-64.
- Takaki M (2001). New proposal of classification of seeds based on forms of phytochrome instead of photoblastism. *Rev. Bras. Fisiol. Veg.* 13:103-107.
- Takaki M, Gama LHP (1998). The role of the seed coat in phytochrome-controlled seed germination in *Lactuca sativa* L. cv. Grand Rapids. *Seed Sci. Technol.* 26:355-362.
- Théry M (2001). Forest light and its influence on habitat selection. *Plant Ecol.* 153:251-261.
- Tiansawat P, Dalling JW (2013). Differential seed germination responses to the ratio of red to far-red light in temperate and tropical species. *Plant Ecol.* 214:751-764.
- Tonini H, Kaminski PE, Costa P, Schwengber LAM (2008). Estrutura populacional e produção de Castanha-do-Brasil (*Bertholletia excelsa* Bonpl.) e andiroba (*Carapa* sp.) no Sul do Estado de Roraima. In: Wadt LHO (ed) *Anais/1º Seminário do Projeto Kamukaia Manejo Sustentável de produtos florestais não-madeiros na Amazônia*. Embrapa, Rio Branco, AC. P 182.

Yin L, Zhang R, Xie Z, Wang C, Li W (2013). The effect of temperature, substrate, light, oxygen availability and burial depth on *Ottelia alismoides* seed germination. *Aquat. Bot.* 111:50-53.

